

1A-F2 Series

FEATURES

Load Capacity Up to 175 lbs.


- Heavily Embossed: Formed steel top plate and yoke.
- King Pin: Special precision. Engineered for thrust absorption and durability
- Single Ball Bearing: Swivel raceways
- All Wheels: Run directly on 5/16" axle and with nut and can be replaced
- Wheel Bearing: All wheels are furnished with a plain bore or nylon bushing
- Finish: All parts, except wheel, are zinc plated to prevent rust or resist corrosion



Swivel

MOUNTING PLATE (SWIVEL / RIGID)

Dia. (in.)	Top Plate D & E (in.)	Bolt Hole F & G (in.)	Bolt Size (in.)
Swivel			
1 1/8	1-3/16 x 1-25/32	25/32 x 1-3/8	3/16
1 1/4	1-3/16 x 2-3/8	1-3/4	3/16
1 1/2	1-1/2 x 2-5/32	1-1/16 x 1-47/64	3/16
2	1-7/8 x 2-9/16	15/16 x 2-1/8	1/4
2 1/2	2-3/4 x 3-7/8	1-3/4 x 3	5/16
3 (01)	3-1/8 x 4-1/8	2-3/8 x 3-3/8 to 3-7/16	5/16
3 (03)	3-1/8 x 4-1/8	1-3/4 x 3 to 2-3/8 x 3-3/8	3/8
4	4 x 5-1/8	3 x 4	3/8

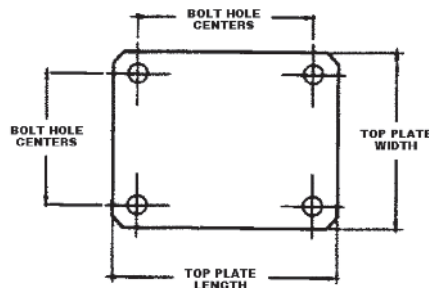
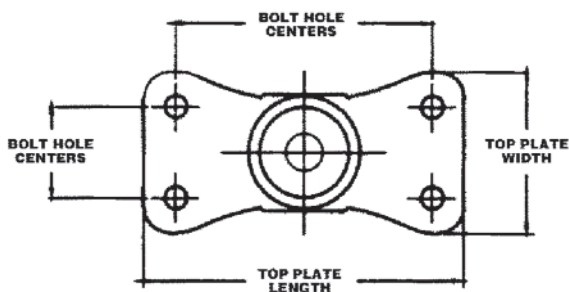


Swivel with Wheel Brake

Rigid			
1 1/4	1 x 2-3/8	1-3/4	3/16
1 1/4	1-3/16 x 1-3/4	13/16 x 1-3/4	11/64
1 1/2	1-1/2 x 2-5/32	1-1/16 x 1-47/64	3/16
2	1-1/2 x 2-21/32	15/16 x 2-1/8	1/4
2 1/2	2-1/4 x 4-7/16	1-1/16 x 3-1/2	5/16
3	2-1/2 x 4-15/16	1-3/16 x 4	5/16
4	3-1/8 x 6-1/4	1-3/4 x 5	3/8



Rigid



1A-F2 Series

CASTER SPECIFICATIONS

Wheel Type (Wheel Code)	Diameter (in.)	Width (in.)	Bearing Type	Capacity (lbs.)	OAH (in.)	Swivel Lead (in.)	Swivel Part Number Add B, P, PL, R or N*
STEEL (ST) WHEELS WITH PLAIN BEARINGS							
	2	15/16	Plain	125	2 7/16	1 3/4	1AF2-ST-PL-0200-S
	2 1/2	1 1/16	Plain	200	3 1/4	2 3/8	1AF2-ST-PL-0212-S
	3	1 1/4	Plain	250	3 3/4	2 7/16	1AF2-ST-PL-0300-S
	4	1 1/4	Plain	300	5	2 9/32	1AF2-ST-PL-0400-S
ALUMINUM (AL) WHEELS WITH PLAIN BEARINGS							
	2	15/16	Plain	125	2 7/16	1 3/4	1AF2-AL-PL-0215-S
HEAVY DUTY PLASTIC (HP) WHEELS WITH PLAIN BEARINGS							
	3	1 1/4	Plain	250	3 3/4	2 7/16	1AF2-HP-PL-0300-S
	4	1 1/4	Plain	300	5	2 9/32	1AF2-HP-PL-0400-S
POLYPROPYLENE (PB) WHEELS WITH PLAIN BEARINGS							
	1 1/8	9/16	Plain	30	1 9/16	7/8	1AF2-PB-PL-0118-S
	1 1/2	23/32	Plain	60	2 3/16	1 5/16	1AF2-PB-PL-0112-S
	2	15/16	Plain	125	2 7/16	1 3/4	1AF2-PB-PL-0200-S
	2 1/2	1 1/16	Plain	175	3 1/4	2 3/8	1AF2-PB-PL-0212-S
	3	1 1/4	Plain	210	3 3/4	2 7/16	1AF2-PB-PL-0330-S
	4	1 1/4	Plain	250	5	2 9/32	1AF2-PB-PL-0400-S
POLYURETHANE (PY) WHEELS WITH PLAIN BEARINGS							
	1 1/4	9/16	Plain	30	1 3/4	1 1/32	1AF2-PY-PL-0114-S
	2	15/16	Plain	90	2 7/16	1 3/4	1AF2-PY-PL-0200-S
	2 1/2	1 1/16	Plain	100	3 1/4	2 3/8	1AF2-PY-PL-0212-S
	3	1 1/4	Plain	140	3 3/4	2 7/16	1AF2-PY-PL-0300-S
	3	1 1/4	Plain	220	3 3/4	2 7/16	1AF2-PY-PL-0300-S
HARD RUBBER (HR) WHEELS WITH NYLON BEARINGS							
	2	15/16	Nylon	125	2 7/16	1 3/4	1AF2-HR-N-0200-S
	2 1/2	1 1/16	Nylon	17	3 1/4	2 3/8	1AF2-HR-N-0212-S
	3	1 1/4	Nylon	250	3 3/4	2 7/16	1AF2-HR-N-0300-S
	4	1 1/4	Nylon	300	5	2 9/32	1AF2-HR-N-0400-S
SOFT RUBBER (SR) WHEELS WITH NYLON BEARINGS							
	2	15/16	Nylon	90	2 7/16	1 3/4	1AF2-SR-N-0200-S
	2 1/2	1 1/16	Nylon	100	3 1/4	2 3/8	1AF2-SR-N-0212-S
	3	1 1/4	Nylon	125	3 3/4	2 7/16	1AF2-SR-N-0300-S
	4	1 1/4	Nylon	200	5	2 9/32	1AF2-SR-N-0400-S

*Add "B" for Ball Bearing, "P" for Precision Bearing, "PL" for Plain Bearing, "R" for Roller Bearing or "N" for Nylon Bearing

To order a ROGID caster, change the "S" to "R" in the model number. For example: "1AF2-AL-PL-0200-S" becomes "1AF2-AL-PL-0200-R."

To order a BRAKE caster, change the "S" to "WB" in the model number. For example: "1AF2-AL-PL-0200-S" becomes "1AF2-AL-PL-0200-WB"

Call Acorn™ toll free (800.523.5474) for recommendations on any application.

F2

General Duty Casters



BRAKE OPTIONS

Side Brake
specify **B**



FEATURES

- **Top Plate & Yoke:** Heavily embossed, formed steel to extend caster life under rugged conditions
- **Swivel Section:** Fully hardened single ball bearing raceways
- **Kingpin:** 1/2" hydraulically formed steel rivet
- **Axle:** 3/8" diameter hollow axle with lock nut
- **Finish:** All rigs are zinc plated to resist rust and corrosion.
- Alternate or custom caster configurations available

BEARING OPTIONS

Plain Bore
Bearing (41)



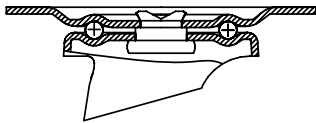
Roller (01)

An excellent general purpose economical caster. F2 models feature single ball raceways.

TYPICAL APPLICATIONS

- Dolly carts
- Display carts
- Hotel equipment
- Institutional equipment
- Food service racks and cases
- Stock carts
- Laundry trucks

Swivel Cross Section

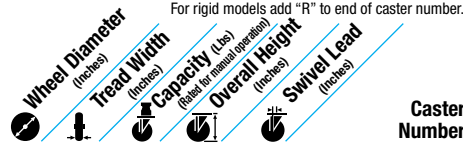


MOUNTING

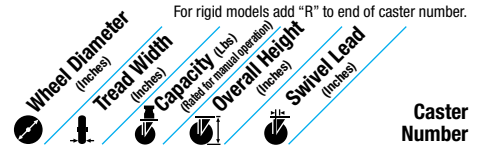
- Varies based on wheel diameter and wheel type.

Wheel Diameter	Swivel Plate Dimensions	Rigid Plate Dimensions
2" (51mm)		
2-1/2" (63mm)		
3" (76mm)		
4" (100mm)		

For swivel models add "S" to end of caster number.
For rigid models add "R" to end of caster number.



For swivel models add "S" to end of caster number.
For rigid models add "R" to end of caster number.



Polypropylene (41 Plain Bore Bearing)



Wheel Diameter	Tread Width	Capacity	Overall Height	Swivel Lead	Caster Number
2	7/8	125	2 1/2	3/4	F2IB02041
2 1/2	1 1/8	175	3 1/4	1	F2IB02X41
3	1 1/4	210	3 3/4	1 1/4	F2IB03041
4	1 1/4	255	5	1	F2IB04041

Soft Rubber (41 Plain Bore Bearing)



Wheel Diameter	Tread Width	Capacity	Overall Height	Swivel Lead	Caster Number
2	7/8	125	2 1/2	3/4	F2RR02041
2 1/2	1 1/8	175	3 1/4	1	F2RR02X41
3	1 1/4	210	3 3/4	1 1/4	F2RR03041
4	1 1/4	255	5	1 1/2	F2RR04041